

Software review: by Gabriel Loiseau **Spybot Search and Destroy**

An overview

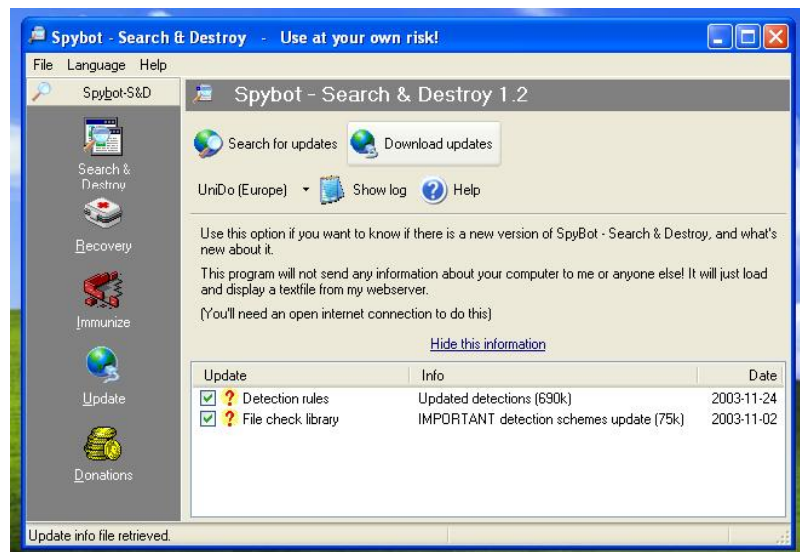
A powerful and relatively new program, Spybot Search & Destroy is created, maintained and updated by German computer genius and independent software programmer, Patrick Kolla. Search & Destroy effectively detects spyware, adware, key loggers, Internet diallers, browser hijackers, and even some Trojans. In other words, if you've picked up any unwanted spyware by accident (who does it on purpose...?) or have malicious programs piggybacking on your computer, you want to give this program a look! And even if you don't, unlike other anti-spyware programs, Search & Destroy has the ability of protecting you against catching spyware in the first place by immunizing your system.

It's compatible with Windows 98, 2000, ME, XP, and 95 (Provided you have the winsock 2 update for win95, it should work without fail) (click on the following link if you do not) http://www.microsoft.com/windows95/downloads/contents/WUAdminTools/S_WUNetworkingTools/W95Sockets2/Default.asp so unless you're using a Mac or Linux, this program should work for you. One of the most beautiful features with this program (besides being the best program in it's class already!) is that the cost for this program is a whopping 0\$, so most of you should be able to afford it! As with most freeware, the author of it encourages donations... you only pay him if you want to. Seeing as how this is a brilliant program, I would not hesitate to support his efforts and continued updating for a few bucks. It also means that for businesses, you can install this program on as many computers as you want without worrying about doing something illegal.

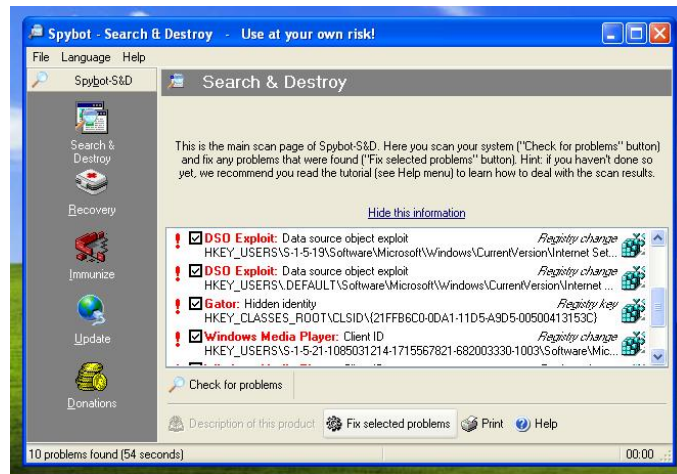
Go to <http://www.safer-networking.org/> for more details, as well as to download it. It's a 3.49 Meg download, small and convenient.

Use:

After installing the program, simply open it (a link will have been made on your desktop). (Note: the program will ask you which language you want the program in every time you open it, so you don't need to download a French client, just say French at the beginning, or English, or whatever you want!) The first thing you



should do is update it (the process is easy, just click the update button and follow the instructions). Once you have the most recent version, you should proceed directly to the Immunize section, which is unarguably this program's best feature, and sets it apart from others like it. When you Immunize (a one click process) it actually fools your computer into thinking that every spyware program has been installed on your computer, without installing the spyware itself (just the signatures and some registry key bindings, the same place that regular programs are put on your computer to be recognized by windows) How is that a good thing, you might ask? Well, it means that if ever spyware tries to install itself on your computer, it'll go "never mind, looks like I'm already installed here...!" and it'll go away!



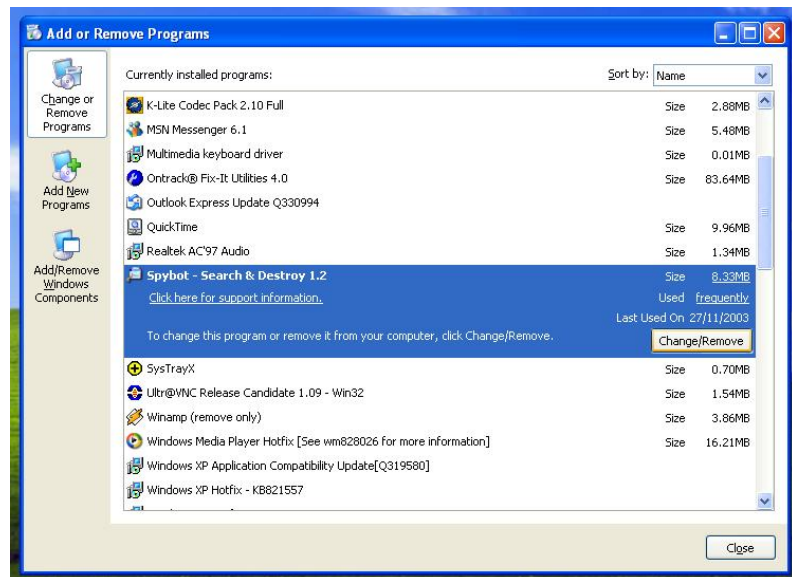
In conclusion...

To summarize: The immunize feature is the first thing you should do, as it protects you from future threats. (It's always the first thing I do right after installing windows on a system) After this, click on Search and Destroy and tell it to search for problems, and trust me, it **will** find multiple spyware on your computer. They say 90% of computers have spyware... I say it's more like 99% of computers, and that 1% that's safe are probably those that have no internet connection! (Fact: I've picked up malicious spyware upon opening sites like www.msn.com Thought you could trust that, right? Wrong! Without you clicking a thing, they can make your computer pick up all sorts of stuff!) Spybot will however, protect you against these threats, making your surfing experience safe, even on those spyware-ridden site! *Coughs* msn *coughs* I really can't recommend this program enough...!

About uninstalling:

This program will uninstall from the Windows *Add/Remove Software* control panel without problems.

If you just want a fresh install, I recommend that you just install over the current version. If you want to complete get rid of Spybot-S&D 1.2 and the Add/Remove doesn't help, you can delete the installation folder (usually *C:\Program Files\Spybot - Search & Destroy 1.1*), then download [this very small fix <http://spybot.eon.net.au/files/remove-spybotsd-settings.reg>](http://spybot.eon.net.au/files/remove-spybotsd-settings.reg) and execute it (it will remove all remains from the registry).



- Gabriel Loisselle
wishbones@hotmail.com